







Thistle Essential Range

		Two-Coat levelling			One Coat levelling & finish	Finish Coat - Essential Finish		
								
Product		Thistle BondingCoat	Thistle HardWall	Thistle DriCoat	Thistle Universal OneCoat	Thistle MultiFinish	Thistle BoardFinish	Thistle SprayFinish
Product Info	Product description	For smooth or low suction backgrounds and surfaces treated with Thistle Bond-it	High impact resistance for most masonry backgrounds. Can be spray applied	Cement-based renovation product for re-plastering after a damp-proof course	Suitable for many backgrounds. Can be applied by hand or mechanical plastering machine	Versatile skim plaster for finishing most plaster and plasterboard backgrounds	Designed for low to medium suction backgrounds especially plasterboards	Designed to work with worm pump spray machines or can also be hand applied. Ideal for low to medium suction backgrounds
	Benefits of product	Ideal for repairs on multiple surfaces	Good coverage for large areas in renovations or traditional two-coat plastering	Takes the guesswork out for cement renovation plastering through consistent, reliable performance	Levels backgrounds like an undercoat, smooths to a quality finish	Provides a smooth, inert, high quality surface to internal walls and ceilings, and a durable base for the application of decorative finishes	Provides a smooth, inert, high quality surface to internal plasterboard walls and ceilings, and a durable base for the application of decorative finishes	Sprayed in a cross-hatching technique and flattened after 5 - 10 minutes. Trowel finished exactly as other Thistle skim. Once dry, the surface is ready for decorating with no need for any sanding or additional treatment
Prep	Preparation advice	Thistle Bond-it required on smooth/low suction dense blocks, MR boards, concretes and painted/tiled surfaces	Can be used on metal lathing when bridging columns and lintels. Should not be used on smooth low suction blocks	Ensure background is fully dried out post DPC installation before re-plastering. Finish with Thistle BoardFinish	Thistle Bond-it required on smooth/low suction dense blocks, MR boards, concretes and painted/tiled surfaces	Dampen dry undercoats first. Use Thistle Bond-it on MR boards and flat smooth concrete	Use Thistle Bond-it on MR boards and flat smooth concrete	Use Thistle Bond-it on MR boards and flat smooth concrete
Suction	Where to use - background surface							
	Aircrete blocks	-	Y	Y	Y	-	-	-
	Common bricks	-	Y	Y	Y	-	-	-
	Medium density blocks	Y	Y	Y	Y	-	-	-
	Dense blocks	Y	Y	Y	Y	-	-	-
	Engineered bricks with raked joints	Y	-	-	Y	-	-	-
	Plasterboard & Glasroc F MultiBoard	Y	-	-	Y	-	-	-
	Cast in situ & pre-cast concrete	Y	-	-	Y	-	-	-
	Painted/tiled surfaces	Y	-	-	Y	-	-	-
	Metal lathing	Y	Y	-	Y	-	-	-
	Dry undercoats	-	-	-	-	Y	-	-
	Damp undercoats	-	-	-	-	Y	-	-
	Plasterboard	-	-	-	-	Y	Y	Y
Flat smooth concrete	-	-	-	-	Y	Y	Y	
Waterproof or cement-based undercoats	-	-	-	-	-	Y	Y	
Application	Application							
	Hand applied	Y	Y	Y	Y	Y	Y	Y
	Spray applied	-	Y	-	Y	-	-	Y
	Thickness applied - walls	11mm	11mm	11mm	13mm	2mm	2mm	2mm
	Thickness applied - ceilings	8mm	8mm	-	10mm	-	-	-
	Coverage per bag at 11mm (undercoat)	2.75m ²	3.0m ²	3.25m ²	2.25m ² (13mm)	-	-	-
	Coverage per bag at 2mm (finish)	-	-	-	-	10m ²	10m ²	11m ²
	Water requirement (litres per bag)	14	15	13	15	11.5	11.5	12
Set	Dry set weight at 11mm (undercoat)	12.1kg/m ²	9.3kg/m ²	7.5kg/m ²	15kg/m ² (13mm)	-	-	-
	Dry set weight at 2mm (finish)	-	-	-	-	3.4kg/m ²	3.4kg/m ²	3.4kg/m ²
Setting time	90-120 mins	90-120 mins	90-120mins	180-240mins	90-120mins	90-120mins	90-120mins	